

**Model Type – Pages 6-27**

**Pneumatic Feed and Drive**

AFD205	0.29HP (0.22kW)
AFD215	0.29HP (0.22kW)
AFD415	0.50HP (0.38kW)
AFD/AFT60	0.70HP (0.52kW)

**Pneumatic Feed, Electric Drive**

AFDE200	0.33HP (0.25kW)
AFDE400	0.40HP (0.33kW)
AFDE410	1.00HP (0.75kW)
AFDE600	0.40HP (0.33kW)
AFDE610	1.00HP (0.75kW)
AFDE620	1.50HP (1.10kW)
AFDE700	2.00HP (1.50kW)
AFDE710	3.00HP (2.20kW)

**Electric Feed and Drive via Leadscrew**

AFTE270	0.24HP (0.18kW)
AFTE470	0.50HP (0.38kW)
AFTE480	1.00HP (0.75kW)

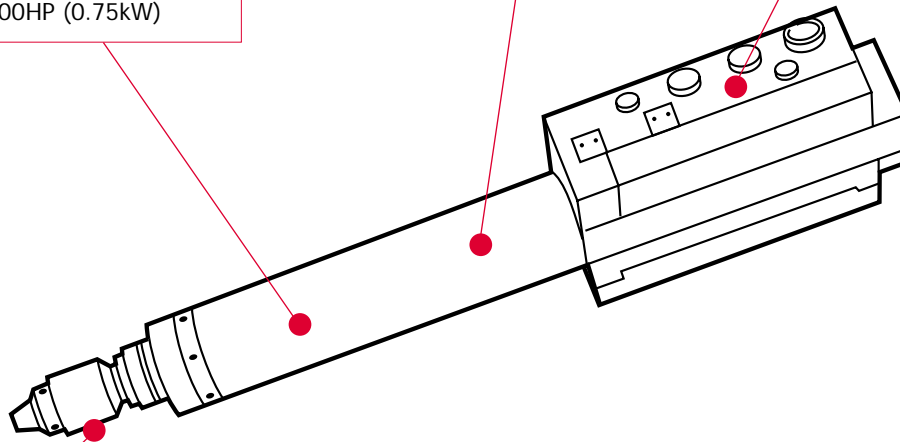
**No Load Speed – Pages 6-27**

The free output speed of the drill or taper with no drilling or tapping load applied.

**Control Block – Page 28**

- A1 – Full feature type<sup>(1)</sup> – Automatic cycle
- A6 – Simple type<sup>(1)(2)</sup> – Remote cycle control
- A7 – Leadscrew type – PNP
- A8 – Leadscrew type – NPN

**Lou Zampini & Associates**  
 2 Douglas Pike, Rt. 7  
 Smithfield, RI 02917  
 1 800 353 4676  
 FAX 1 401 679 0165



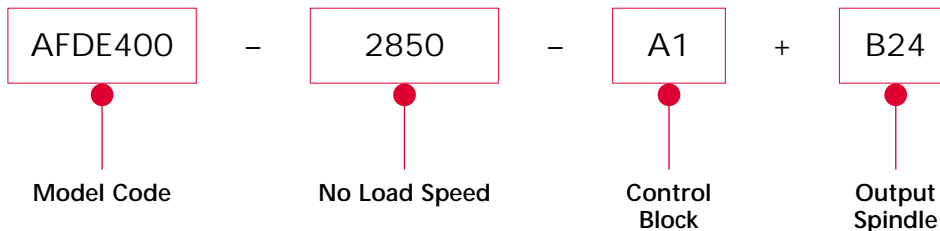
**Output Spindle<sup>(2)</sup> – Pages 30/31**

Output spindle to be supplied.

<sup>(1)</sup> Not required on AFTE models.

<sup>(2)</sup> Does not apply for AFD60 and AFT60.

# How to Order

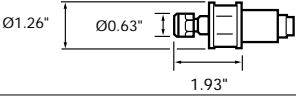
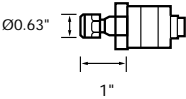
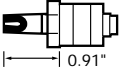



## Output Spindles

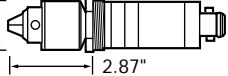
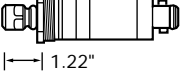



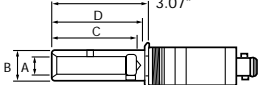
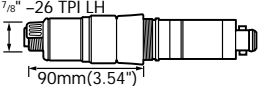

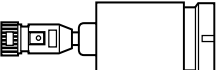


- Interchangeable modular output spindles
- Precision option for collet types, R2 and R36

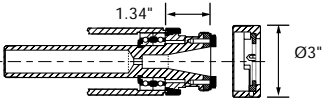
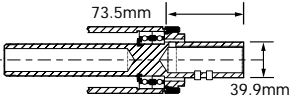
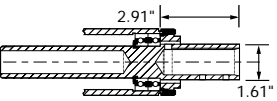
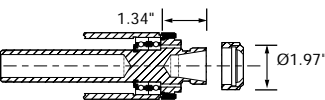
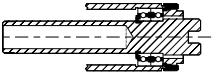
### AFD205/AFD215, AFDE200, AFTE270

	FUNCTION	ORDER CODE	FEATURES	PART NO.	RECOMMENDED SPEED RANGE
	High Speed Output Spindle	K42	Collet Chuck can be fitted to any AFDE200 to step up speed by 4.28 : 1. Note: Max. allowable speed 27000 rpm. See page 29 for collets.	375263	≤5250 rpm
	Collet Chuck	K2	See page 31 for range of collets.	357183	≤18800 rpm
	No. 1 Jacobs Taper Output Spindle	K32	No. 1 Jacobs Taper and for use with chucks or multi spindle heads	382213	≤9600 rpm
	Tapping Head Output Spindle	H21	3/16"-5/16" (4.5-8.0mm) capacity	357193	≤1200 rpm

### AFD415, AFDE400/410, AFDE600/610/620, AFTE470/480

	FUNCTION	ORDER CODE	FEATURES	PART NO.	RECOMMENDED SPEED RANGE								
	3/8" Key Adjustable Chuck Output Spindle	B1	Part No. includes chuck key	327723	≤9600								
	Integral Collet Chuck Output Spindle	B2	Up to 0.276" (7mm) collet capacity (see page 31 for Collet Range)	326573	≤18000								
		R2	Standard Output Assembly Precision Output Assembly	384113									
	Large Integral Collet Chuck Output Spindle	R36	Up to 0.63" (16mm) collet capacity (see page 31 for Collets)	389273	≤18000								
		B24	No. 2 Jacobs Taper	A = 1.18"		326593							
	Taper Output Spindle and for use with chucks and multi spindle heads	B32	No. 1 Jacobs Taper	A = 0.95"	≤9600								
		B16	B16 Taper Output	A = 1.37"		368163							
	Preset Tooling DIN55058 Output Spindle	B3	Standard Output Assembly	326563	≤5450								
			<table border="1"> <thead> <tr> <th>ØA</th> <th>ØB</th> <th>C</th> <th>D</th> </tr> <tr> <th>mm</th> <th>mm</th> <th>mm</th> <th>mm</th> </tr> </thead> <tbody> <tr> <td>16</td> <td>25</td> <td>74</td> <td>79</td> </tr> </tbody> </table>	ØA		ØB	C	D	mm	mm	mm	mm	16
ØA	ØB	C	D										
mm	mm	mm	mm										
16	25	74	79										
	Preset Tooling TMS Standard Output Spindle	B33	Standard Output Assembly	356373	≤5450								
			<table border="1"> <thead> <tr> <th>ØA</th> <th>ØB</th> <th>C</th> <th>D</th> </tr> <tr> <th>ins</th> <th>ins</th> <th>ins</th> <th>ins</th> </tr> </thead> <tbody> <tr> <td>5/8"</td> <td>1</td> <td>2.62</td> <td>2.85</td> </tr> </tbody> </table>	ØA		ØB	C	D	ins	ins	ins	ins	5/8"
ØA	ØB	C	D										
ins	ins	ins	ins										
5/8"	1	2.62	2.85										
	AFD415, AFDE400 Externally Adjustable Screwdriver Head Output Spindle	B5	1/4" fem. hex. drive. Torque range 2.7 - 100 ins. lbs. (0.3 - 11 Nm)	324903	≤2100								
		B6	5/16" fem. hex. drive. Torque range 2.7 - 100 ins. lbs. (0.3 - 11 Nm)	324913									
	AFD415, AFDE400/410 Tapping Head Output Spindle	B7	9/64" - 1/4" (3.5 - 6.5mm) capacity	92362	≤1450								
		B8	3/16" - 5/16" (4.5 - 8mm) capacity	92892									
	AFDE600/610 Tapping Head Output Spindle	J19	3/16" - 3/8" (4.5 - 9.5mm) capacity For use with B24 output	383813	≤1450								

## AFDE700/710

	FUNCTION	ORDER CODE	DESCRIPTION	PART NO.
	Standard machine taper. Adapts to numerous standard machining heads and equipment.	T34	ISO30 output taper, DIN 2080	362443
	Tooling spindles for 'automotive' preset tooling.	T3	Preset tooling spindle to DIN 55058 Accepts tooling to DIN 6327 28m diameter, 85mm deep	362453
	Tooling spindles for 'automotive' preset tooling.	T33	Preset tooling spindle to T.M. Smith standard 1 1/16" diameter, 3.3" deep	373333
	Accepts straight shank drills up to 20mm diameter (7/8")	T2	ER32 collet output spindle (See below for collets) Maximum drill depth 1.89"	362463
	Drive spindle for use with multi-head or angle head.	T35	Drive adaptor for multi-heads or angle head	373343

## Collets

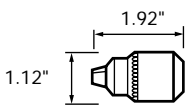
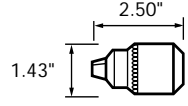
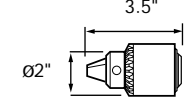
For use with B2 (326573), R2 (384113), K2 (357183), K42 (375263) ER11 TYPE					
size	part no.	size	part no.	size	part no.
0.020 - 0.039 (0.5 - 1.0)	52582	0.083 - 0.098 (2.1 - 2.5)	52622	0.161 - 0.197 (4.1 - 5.0)	52652
0.043 - 0.059 (1.1 - 1.5)	52592	0.102 - 0.118 (2.6 - 3.0)	52632	0.201 - 0.234 (5.1 - 6.0)	52662
0.063 - 0.079 (1.6 - 2.0)	52602	0.121 - 0.157 (3.1 - 4.0)	52642	0.240 - 0.276 (6.1 - 7.0)	52672

For use with R36 (389273) ER25 TYPE					
size	part no.	size	part no.	size	part no.
0.236 - 0.276 (6.0 - 7.0)	104942	0.397 - 0.433 (10.1 - 11.0)	104982	0.555 - 0.591 (14.1 - 15.0)	105032
0.279 - 0.315 (7.1 - 8.0)	104952	0.437 - 0.472 (11.1 - 12.0)	104992	0.594 - 0.630 (15.1 - 16.0)	105042
0.319 - 0.354 (8.1 - 9.0)	104962	0.476 - 0.512 (12.1 - 13.0)	105002		
0.358 - 0.394 (9.1 - 10.0)	104972	0.516 - 0.551 (13.1 - 14.0)	105022		

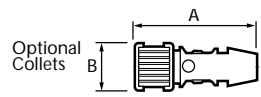

For use with T2 (362463) ER32 TYPE					
size	part no.	size	part no.	size	part no.
0.197 - 0.236 (5.0 - 6.0)	105092	0.397 - 0.423 (10.1 - 11.0)	105152	0.594 - 0.630 (15.1 - 16.0)	105202
0.240 - 0.276 (6.1 - 7.0)	105102	0.437 - 0.472 (11.1 - 12.0)	105162	0.634 - 0.669 (16.1 - 17.0)	105222
0.279 - 0.315 (7.1 - 8.0)	105122	0.476 - 0.512 (12.1 - 13.0)	105172	0.673 - 0.709 (17.1 - 18.0)	105232
0.319 - 0.354 (8.1 - 9.0)	105132	0.516 - 0.551 (13.1 - 14.0)	105182	0.713 - 0.748 (18.1 - 19.0)	105242
0.358 - 0.394 (9.1 - 10.0)	105142	0.555 - 0.591 (14.1 - 15.0)	105192	0.752 - 0.787 (19.1 - 20.0)	105252

## Chucks

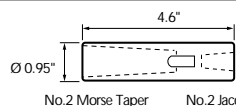
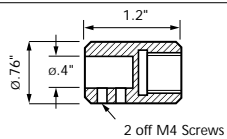
### drilling chucks

	FUNCTION	DESCRIPTION	PART NO.
Max Drill Depth 0.59" 1.12"  No. 1 Taper	1/4" Key Adjustable Chuck	Part No. includes Chuck Key. Use with No. 1 standard Jacobs taper outputs K32 and B32	29492
Max Drill Depth 1.34" 1.43"  No. 2 Taper	3/8" Key Adjustable Chuck	Part No. includes Chuck Key. Use with No. 2 standard Jacobs taper output B24	34752
Max Drill Depth 2.04" Ø2"  No. 2 Taper	1/2" Key Adjustable Chuck	Part No. includes Chuck Key. Use with No. 2 standard Jacobs taper output B24	34332

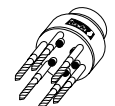
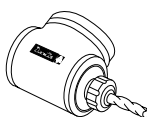
### tapping chucks

	FUNCTION	DESCRIPTION	CHUCK PART NO.																																						
 Optional Collets	Tapping Chucks with flexible Collet (included)	<table border="1"> <thead> <tr> <th rowspan="2">JACOBS TAPER FITTING</th> <th colspan="2">A</th> <th colspan="2">B</th> <th colspan="2">Ø TAP SHANK</th> <th rowspan="2"></th> </tr> <tr> <th>mm</th> <th>in</th> <th>mm</th> <th>in</th> <th>mm</th> <th>in</th> </tr> </thead> <tbody> <tr> <td>No. 1</td> <td>64</td> <td>2.5</td> <td>27</td> <td>1.1</td> <td>3.5-6.5</td> <td>9/64-1/4</td> <td>29462</td> </tr> <tr> <td>No. 1</td> <td>64</td> <td>2.5</td> <td>27</td> <td>1.1</td> <td>4.5-8</td> <td>3/16-5/16</td> <td>29452</td> </tr> <tr> <td>No. 2</td> <td>79</td> <td>3.1</td> <td>37</td> <td>1.5</td> <td>4.5-9.5</td> <td>3/16-3/8</td> <td>34742</td> </tr> </tbody> </table>	JACOBS TAPER FITTING	A		B		Ø TAP SHANK			mm	in	mm	in	mm	in	No. 1	64	2.5	27	1.1	3.5-6.5	9/64-1/4	29462	No. 1	64	2.5	27	1.1	4.5-8	3/16-5/16	29452	No. 2	79	3.1	37	1.5	4.5-9.5	3/16-3/8	34742	
JACOBS TAPER FITTING	A			B		Ø TAP SHANK																																			
	mm	in	mm	in	mm	in																																			
No. 1	64	2.5	27	1.1	3.5-6.5	9/64-1/4	29462																																		
No. 1	64	2.5	27	1.1	4.5-8	3/16-5/16	29452																																		
No. 2	79	3.1	37	1.5	4.5-9.5	3/16-3/8	34742																																		
 Spare or replacement Collets	Spare or replacement Collets	5/64-3/16" (2-4.5mm) Capacity to suit 29462/29452 9/64-1/4" (3.5-6.5mm) Capacity to suit 29462/29452 3/16-5/16" (4.5-8mm) Capacity to suit 29462/29452 3/16-3/8" (4.5-9.5mm) Capacity to suit 34742 9/32-1/2" (9-12.5mm) Capacity to suit 34742	75142 29482 29472 36172 39242																																						

### drill bit/cutter adaptors


	FUNCTION	DESCRIPTION	PART NO.
 No.2 Morse Taper No.2 Jacobs Taper	Morse Taper Adaptor	No. 2 Jacobs female taper to No. 2 Morse female taper	34862
 2 off M4 Screws	Ø 3/8" Shank Cutter Adaptor	Fits thread of Single Collet Chuck – Part Nos. 326573 and 384113 and Multi Heads – Part Nos. 104062, 104022, 104032, 104042, 104052, 52362, 52462, 52442, 52392, 52422	53232

### multiple spindle heads

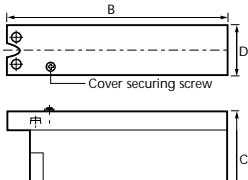
	FUNCTION	DESCRIPTION	PART NO.
Multi-spindle drilling/tapping heads 	Fixed and adjustable spindle multi-heads (see page 34)	When ordering state number of spindles, diameter of holes, material to be drilled and hole pattern required	-
Angle heads/ Offset heads 	Angle heads available to order to suit AFDE400/410/600/610/620/700/710/AFD415	When ordering state details of application, material to be machined, size and depth to cut	-

## Guards

### chuck guards

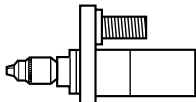
	FEATURES	TOOL TYPES	PART NO.
	To prevent the user inadvertently touching rotating parts	AFD205/215, AFDE200, AFTE270 AFD415, AFDE400/410, AFTE470/480 AFD60	66132 66122 67652

### control head guard

	FEATURES	TOOL TYPES	PART NO.								
	Control Top Guard to enclose crosshead (supplied with AFD60 as standard)	AFD60, AFT60	259093								
	<table border="1"> <thead> <tr> <th>A</th> <th>B</th> <th>C</th> <th>D</th> </tr> </thead> <tbody> <tr> <td>8.3"</td> <td>9.3"</td> <td>4.3"</td> <td>2.2"</td> </tr> </tbody> </table>	A	B	C	D	8.3"	9.3"	4.3"	2.2"		
A	B	C	D								
8.3"	9.3"	4.3"	2.2"								

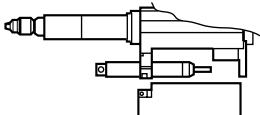
## Silencers

### AFD/AFT silencer


	FEATURES	TOOL TYPES	PART NO.
	Exhaust silencer fitted with 1/4" BSP screw-in silencer	AFD205, AFD215 AFD415 AFD60, AFT60	91262 70642 70652

## Miscellaneous Accessories

### AFD205/215 HCU inverting kit

	FEATURES	TOOL TYPES	PART NO.
	HCU Inverting Assembly	Particularly for use with AFD205 for applications with height restrictions	381003

### AFD205/215, AFDE200, AFTE270 sealing ring

	FEATURES	TOOL TYPES	PART NO.
	Sealing Ring	Threaded on to nose of unit in place of protection cap. Forms seal on quill shaft to prevent ingress of swarf.	104432