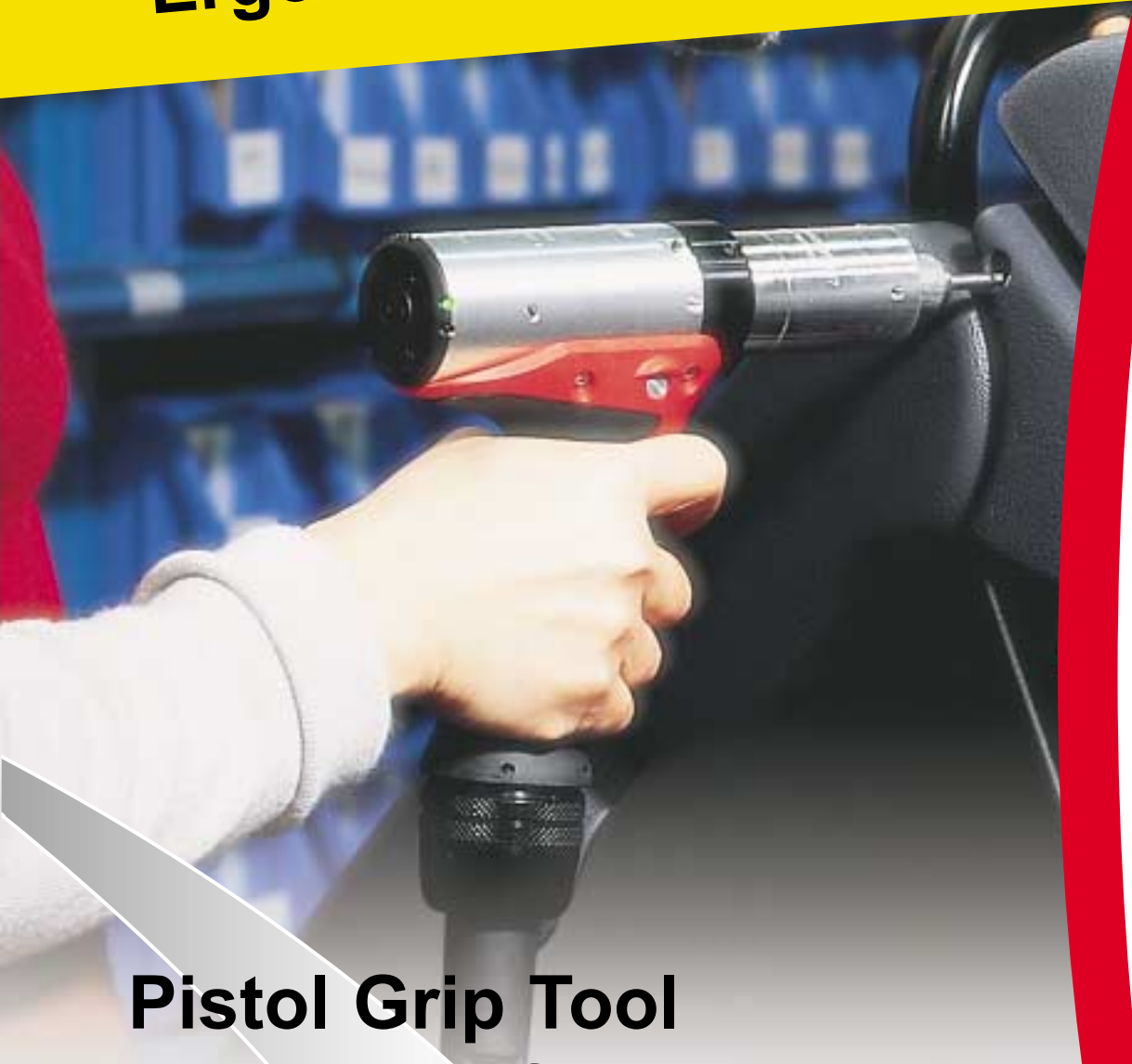



**Maximum Productivity through  
Ergonomics & Durability**



## **Pistol Grip Tool ERP and ECP**



[www.chicagopneumatic.com](http://www.chicagopneumatic.com)

**Lou Zampini & Associates**  
2 Douglas Pike, Rt. 7  
Smithfield, RI 02917  
1 800 353 4676  
FAX 1 401 679 0165



**Maximum Productivity through Ergonomics & Durability**



# Pistol grip tool ERP and ECP

*The latest technology in electric hand tools from CP Georges Renault to meet your most demanding requirements.*

## Market leading ergonomic design

- Tools created by ergonomic engineers to provide the very best operator comfort.
- Designed to suit both female & male operators.
- Special composite housings give durability, comfort and one of the best power to weight ratios available.
- Sound level below 70db(A) and vibration level of less than 2.5m/s<sup>2</sup>.
- "Ergo Stop" function avoids sudden torque reaction at the end of the fastening cycle.
- Two cable connections possible:
  - Top cable entry when tool is used on a balancer (TBA)
  - Bottom of grip entry for normal use,
- Easy cable socket conversion to top entry on ExPT versions.

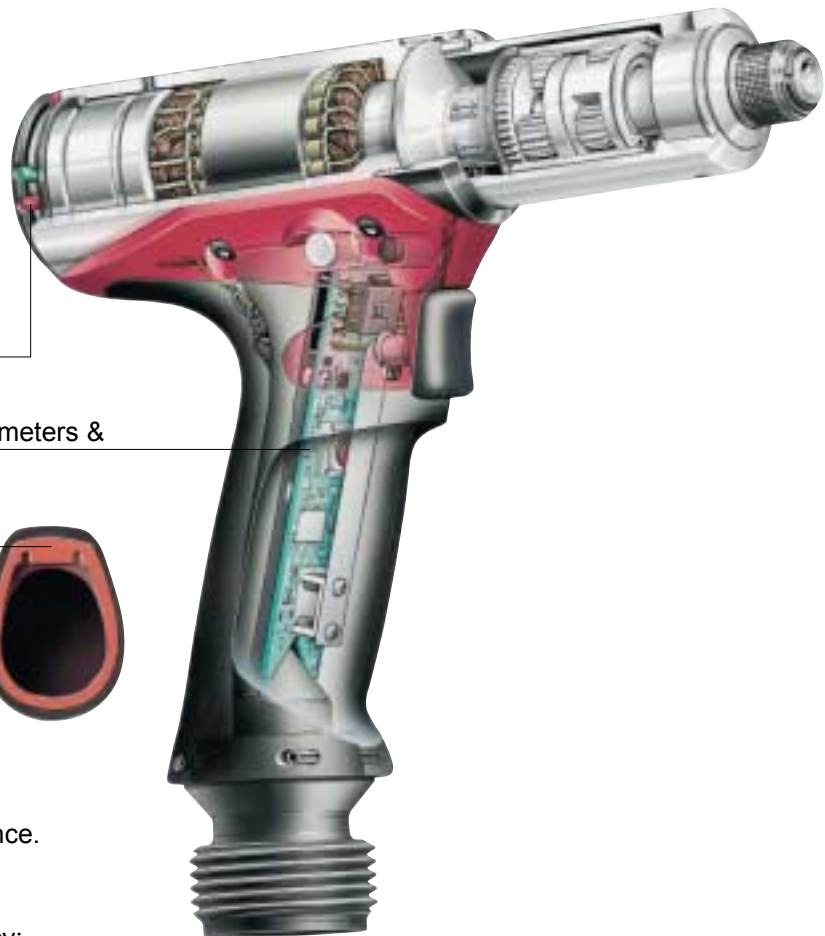
## Reliability and accuracy

- Torque capability tested according to ISO 5393 standard.
- Quality assurance for all your assembly needs:
  - OK and NOK report on the tool and controller,
  - Assembly cycle counter,
  - Traceability of torque and angle results,
  - NOK assembly result can prevent tool restart.

6 OK or NOK LED's

Internal memory chip communicates tool parameters & total operation cycles to the controller.

Soft rubber grip for a maximum of comfort



## Durability

- Tools tested to 1 500 000 cycles without maintenance.

## Power and productivity

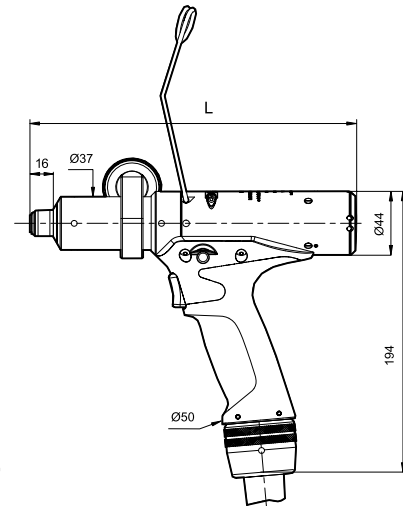
- Optimised tightening cycle times and good accuracy:
  - Smooth acceleration build up to maximum speed,
  - Automatic speed change at 50% or 30% of the final torque to finish at a slow speed.
- The best speed/torque ratio provided by brushless motor (1540 rpm at 20Nm or 15 ft/lb).

## Versatility

- Depending on controller used, each tool can perform up to 150 different cycles or torque levels and therefore replace several standard tools.

# ERP - ECP

0.35 to 30 Nm (0.26 to 22.1 ft.lb) - 515 to 2000 rpm



## MODEL NUMBER DESCRIPTION ex : ERP 20 LT

- ERP Pistol grip with transducer
- ECP Pistol grip without transducer
- 20 Nominal torque rating for tool
- L Light weight tool
- T cable connection on the top of the motor\*
- S High speed tool

\*available end of 2002

ECPL series tool use CVIC-2  
ECPS series tool use CVIC-4

RANGE	MODEL	PART NUMBER	TORQUE RANGE		ROTATIONAL SPEED		SQUARE DRIVE	LENGTH L	WEIGHT		
			Nm	Ft.lb	rpm/230 V	rpm/110 V			in	mm	kg
<b>CVI</b>	<b>WITH TORQUE TRANSDUCER</b>										
		ERP3L	615 165 193 0	0.35 - 3	0.26 - 2.21	2000*	2000*	hex. 1/4	195	1.0	2.2
		ERP5L	615 165 194 0	0.5 - 5	0.37 - 3.69	2000	1515	hex. 1/4	195	1.0	2.2
		ERP10L	615 165 195 0	3.0 - 10	2.43 - 7.38	1540	1000	hex. 1/4	195	1.1	2.4
		ERP20L	615 165 196 0	5.0 - 20	3.69 - 14.7	790	515	hex. 1/4	195	1.1	2.4
		ERP20S	615 165 197 0	5.0 - 20	3.69 - 14.7	1540	1000	hex. 1/4	220	1.2	2.6
		ERP30S	615 165 198 0	7.0 - 30	5.16 - 22.1	1070	700	3/8	217	1.2	2.6
		ERP3LT	615 165 227 0	0.5 - 3	0.37 - 2.21	2000*	2000*	hex. 1/4	195	1.1	2.4
		ERP5LT	615 165 228 0	1.0 - 5	0.74 - 3.69	2000	1515	hex. 1/4	195	1.1	2.4
		ERP10LT	615 165 229 0	3.0 - 10	2.21 - 7.38	1540	1000	hex. 1/4	195	1.2	2.6
		ERP20LT	615 165 230 0	7.0 - 20	5.16 - 14.7	790	515	hex. 1/4	195	1.2	2.6

\* for "Flow drill" applications, the speed of these tools can be increased to 3000 rpm

RANGE	MODEL	PART NUMBER	TORQUE RANGE		ROTATIONAL SPEED		SQUARE DRIVE	LENGTH L	WEIGHT		
			Nm	Ft.lb	rpm/230 V	rpm/110 V			in	mm	kg
<b>CVIC</b>	<b>WITHOUT TORQUE TRANSDUCER</b>										
		ECP3L	615 165 199 0	1.0 - 3	0.74 - 2.21	2000*	2000*	hex. 1/4	195	1.0	2.2
		ECP5L	615 165 200 0	1.7 - 5	1.25 - 3.69	2000	1515	hex. 1/4	195	1.0	2.2
		ECP10L	615 165 201 0	3.3 - 10	2.43 - 7.38	1540	1000	hex. 1/4	195	1.1	2.4
		ECP20L	615 165 202 0	7.0 - 20	5.16 - 14.7	790	515	hex. 1/4	195	1.1	2.4
		ECP20S	615 165 203 0	7.0 - 20	5.16 - 14.7	1540	1000	hex. 1/4	220	1.2	2.6
		ECP30S	615 165 204 0	10.0 - 30	7.38 - 22.1	1070	700	3/8	217	1.2	2.6
		ECP3LT	615 165 231 0	1.0 - 3	0.74 - 2.21	2000*	2000*	hex. 1/4	195	1.1	2.4
		ECP5LT	615 165 232 0	1.7 - 5	1.03 - 3.69	2000	1515	hex. 1/4	195	1.1	2.4
		ECP10LT	615 165 233 0	3.3 - 10	2.43 - 7.38	1540	1000	hex. 1/4	195	1.2	2.6
	ECP20LT	615 165 234 0	7.0 - 20	5.16 - 14.7	790	515	hex. 1/4	195	1.2	2.6	

\* for "Flow drill" applications, the speed of these tools can be increased to 3000 rpm

# Accessories

## ERP - ECP

### ACCESSORIES INCLUDED

	PART NUMBER	
	ERP	ECP
• Suspension bail	467003	467003
• Reaction handle (except for 3 and 5 models)	467033	467033



### OPTIONAL ACCESSORIES

	PART NUMBER	
	ERP	ECP
• Nutrunner cable length: 3 m		615 917 211 0
• Nutrunner cable length: 5 m	615 917 072 0	615 917 212 0
• Nutrunner cable length: 10 m	615 917 074 0	615 917 214 0
• Nutrunner cable length: 15 m	615 917 075 0	615 917 215 0
• Extension cable length: 5 m		615 917 222 0
• Extension cable length: 10 m	615 917 084 0	615 917 224 0
• Extension cable length: 15 m	615 917 085 0	615 917 225 0
• Extension cable length: 20 m	615 917 086 0	615 917 226 0
• Extension cable length: 25 m	615 917 087 0	615 917 227 0
• Extension cable length: 30 m	615 917 088 0	615 917 228 0



	ERP	ECP
• Rotary right angle tool connector	615 396 299 0	615 396 300 0
• Suspension bail on a swivel	615 396 121 0	615 396 121 0



	ERP.LT	ECP.LT
• Top cable length 2.5 m <i>*available end of 2002</i>	615 917 410 0*	615 917 420 0*

	ERP30S	ECP30S
• Ball retention on socket	625.49	625.49



### BALANCER


	PART NUMBER
• 4DU - from 1.0 to 2.0 kg - cable length 1.5 m - weight 0.6 kg	50532

### TOOL HOLSTER

	PART NUMBER
• DTH-42	107892



## Safety Instructions



**WARNING**

To reduce risk of injury everyone using, installing, repairing, maintaining, changing accessories on, or working near this tool must read and understand the safety instructions before performing any such task.

Sound levels +/- 3dB(A)\* and vibration values\* measured in accordance with EN 50144.

\*These declared values were obtained by laboratory testing in compliance with stated standards and are not adequate for risk assessments. Values measured in individual work places may be higher than the declared values. The actual exposure values and risk of harm experienced by an individual are unique and depend upon the

way the user works, the workpiece and the work station design, as well as upon the exposure time and the physical condition of the user.

We Georges Renault cannot be held liable for the consequences of using declared values, instead of values reflecting the actual exposure, in an individual risk assessment in a work place situation over which we have no control.

Tools are CE marked to comply with European Machinery - low voltage and EMC Directives.

Specifications subject to change without prior notice.

Further occupational health and safety information can be obtained from the following web sites:

<http://www.osha.gov> (USA)  
<http://europe.osha.eu.int> (Europe).