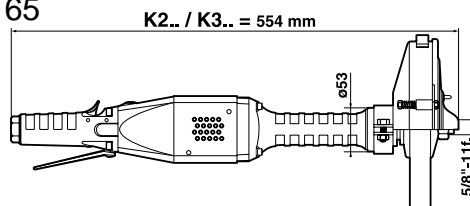
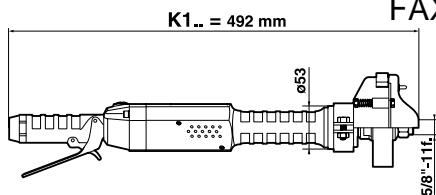


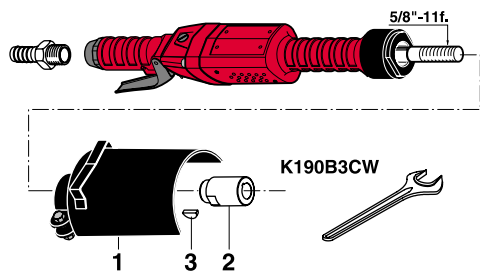
Accessories



K190B3CW - ø 80 mm (3")

ACCESSORIES INCLUDED

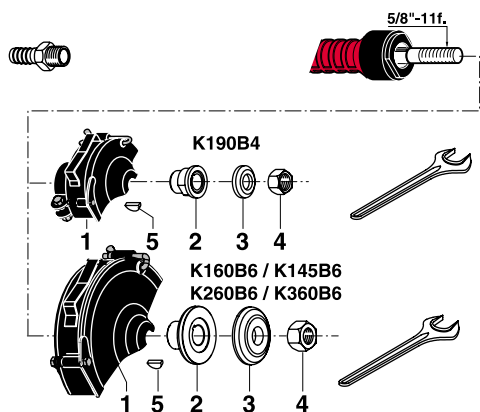
ITEM	PART NO.
• 1/2" air hose nipple for 15 mm ID hose	615 704 014 0
1 Wheel guard	615 504 080 0
2 Rear flange	615 503 095 0
3 Woodruff key	615 630 019 0
• Flat wrench, 27 mm (1-1/16")	615 801 077 0



K190B4 / K160B6 / K145B6 / K260B6 / K360B6

ACCESSORIES INCLUDED

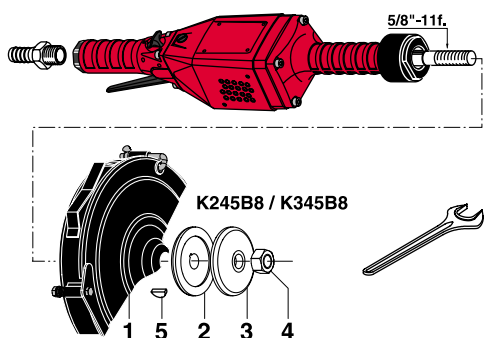
ITEM	K1..B6 K260B6 K360B6	
	K190B4 ø 100 mm (4")	ø 150 mm (6")
• 1/2" air hose nipple for 15 mm ID hose	615 704 014 0	615 704 014 0
1 Wheel guard	615 504 154 0	615 504 079 0
2 Rear flange	615 503 094 0	615 503 028 0
3 Front flange	615 502 046 0	615 502 027 0
4 Nut	615 608 006 0	615 608 006 0
5 Woodruff key	615 630 019 0	615 630 019 0
• Flat wrench, 27 mm (1-1/16")	615 801 077 0	615 801 077 0



K245B8 / K345B8 - ø 200 mm (8")

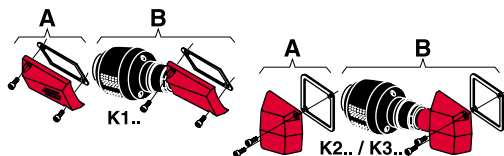
ACCESSORIES INCLUDED

ITEM	K245B8 K345B8 ø 200 mm (8")
• 1/2" air hose nipple for 15 mm ID hose	615 704 014 0
1 Wheel guard	615 504 078 0
2 Rear flange	615 503 004 0
3 Front flange	615 502 007 0
4 Nut	615 608 006 0
5 Woodruff key	615 630 019 0
• Flat wrench, 27 mm (1-1/16")	615 801 077 0



OPTIONAL ACCESSORIES

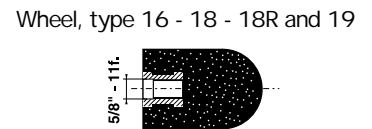
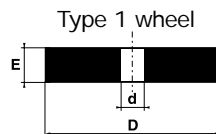

ITEM	K1..	K2.. / K3..
A Silencer kit	615 399 298 0	615 399 227 0
B Silencer kit	615 399 459 0	615 399 460 0



Grinders for cone wheels and type 1 wheels

∅ 80 mm (3") - ∅ 100 mm (4") - ∅ 150 mm (6")
 - ∅ 200 mm (8")

1 000 to 2 700 Watts (1.34 to 3.62 hp) - 4 500 to 9 000 rpm

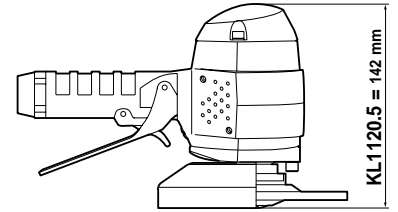
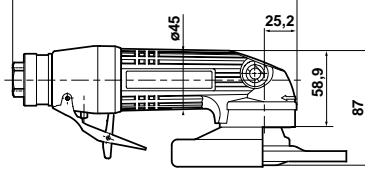


Caution: comply with the speeds recommended by component and abrasive manufacturers

PICTURE REF	MODEL	PART NUMBER	FREE	WHEEL MAX CAPACITY DxExd		THREADED	POWER		WEIGHT		AIR CONSUMPTION				AIR	HOSE
			SPEED	mm	inch	SPINDLE	W	hp	kg	lb.	l/s	cfm	l/s	cfm	INLET THREAD	INT. Ø
			rpm			inch					l/s	cfm	l/s	cfm	inch	mm
A	K190B3CW	615 170 005 0	9000	80	3	5/8-11f.	1 200	1.61	3.5	7.7	9	19	27	57	1/2	15
B	K190B4	615 170 004 0	9000	100x25x15.9	4x1x5/8	5/8-11f.	1 200	1.61	3.2	7.0	9	19	27	57	1/2	15
C	K160B6	615 170 003 0	6000	150x25x15.9	6x1x5/8	5/8-11f.	1 200	1.61	3.5	7.7	6	12	23	48	1/2	15
C	K145B6	615 170 002 0	4500	150x25x15.9	6x1x5/8	5/8-11f.	1 000	1.34	3.5	7.7	5	10	20	42	1/2	15
D	K260B6	615 170 008 0	6000	150x25x15.9	6x1x5/8	5/8-11f.	2 000	2.70	5.1	11.2	10	21	38	80	1/2	15
D	K360B6	615 170 010 0	6000	150x25x15.9	6x1x5/8	5/8-11f.	2 700	3.62	5.6	12.3	13	27	41	86	1/2	15
E	K245B8	615 170 006 0	4500	200x25x15.9	8x1x5/8	5/8-11f.	1 800	2.41	5.8	12.7	8	17	32	67	1/2	15
E	K345B8	615 170 009 0	4500	200x25x15.9	8x1x5/8	5/8-11f.	2 400	3.22	6.3	13.9	8	17	33	70	1/2	15

Accessories

KA11120A5F / KA11120B5F = 221 mm



KA11120A5F / KA11120B5F - ø 127 mm (5")

ACCESSORIES INCLUDED

ITEM	KA11120A5F M14x2	KA11120B5F 5/8"-11f.
• Exhaust hose L = 1.5 m (60")	615 875 1130	615 875 1130
• Clamp	615 875 4150	615 873 4150
• 3/8" air hose nipple for 13 mm ID hose	615 704 0270	615 704 0270
• Side handle	615 576 0380	615 576 0380
1 Wheel guard	615 504 1420	615 504 1420
2 Rear flange	615 503 1340	615 503 1410
3 Front flange	615 502 0660	615 502 0670
4 Safety screw	615 614 0760	615 614 0760
• Pin wrench, 35 mm (1-3/8")	615 802 0100	615 802 0100
• Flat wrench, 24 mm (15/16")	615 801 0750	615 801 0750
• Hex. key 6.35 mm (1/4")	615 802 0570	615 802 0570

OPTIONAL ACCESSORIES

ITEM	PART NO.
5 Complete silencer kit	615 396 1660
6 Inlet hose assembly L = 1.7 m (67") 3/8"M - 3/8"F ø 13 mm	615 804 0640
7 Reinforced cloth-lined exhaust hose L = 0.75 m (30")	615 875 1160
8 Vibration-damping side handle	615 576 0660
9 Thermal insulating sleeve	615 570 4120
10 Grease gun (capacity 24 g.)	615 990 1490
• Lubricant for bevel gear (1 kg)	615 990 1480

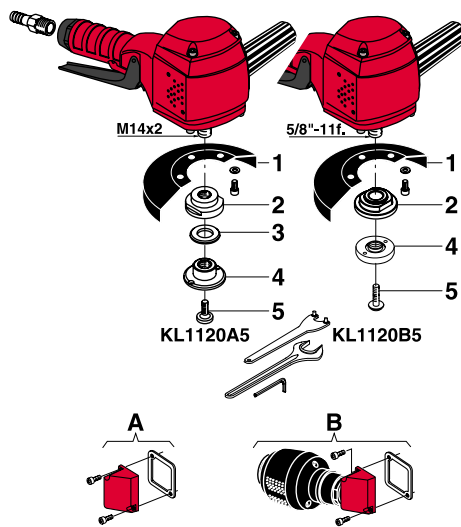
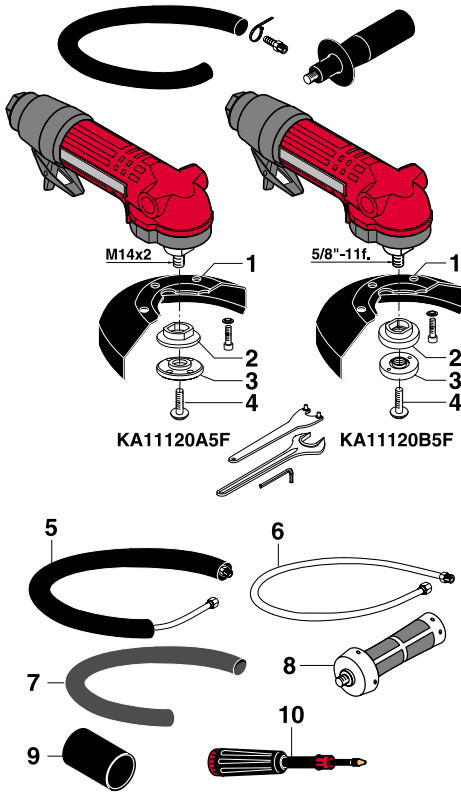
KL1120A5 / KL1120B5 - ø 127 mm (5")

ACCESSORIES INCLUDED

ITEM	KL1120A5 M14x2	KL1120B5 5/8"-11f.
• 3/8" air hose nipple for 10 mm ID hose	615 704 0170	615 704 0170
1 Wheel guard	615 504 0860	615 504 0860
2 Rear flange	615 503 0960	615 503 1430
3 Washer for wheels thickness <2 mm	615 642 0520	-
4 Nut	615 606 0320	615 502 0670
5 Safety screw	615 614 0330	615 614 0760
• Pin wrench, 35 mm (1-3/8")	615 802 0100	615 802 0100
• Flat wrench, 27 mm (1-1/16")	615 801 0770	615 801 0770
• Hex. key 6 mm	615 802 0560	-
• Hex. key 6.35 mm (1/4")	-	615 802 0570

OPTIONAL ACCESSORIES

ITEM	PART NO.
A Silencer kit	615 396 1170
B Silencer kit	615 399 4620



Grinders for depressed centre wheels, cut-off wheels and flap wheels Ø 127 mm (5")

750 - 1100 Watts (1.02 - 1.5 hp) - 12 000 rpm

Fixed wheel guard

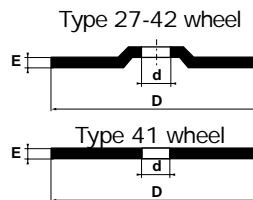


A

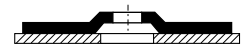
Adjustable lever



B



Depressed centre flap wheels



FLAT

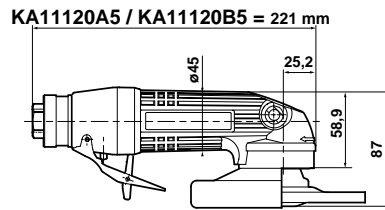
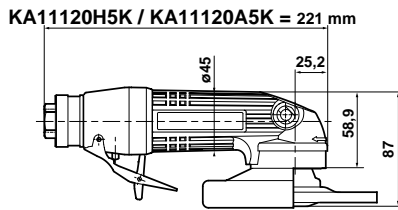


CURVED

Caution: comply with the speeds recommended by component and abrasive manufacturers

PICTURE REF	MODEL	PART NUMBER	FREE SPEED	WHEEL MAX CAPACITY DxD		THREADED SPINDLE	POWER		WEIGHT		AIR CONSUMPTION				AIR INLET THREAD	HOSE INT. Ø
				mm	inch		W	hp	kg	lb.	l/s	cfm	l/s	cfm		
A	KA11120A5F	615 170 052 0	12000	127x6.4x22.2	5x1/4x7/8	M14x2	1100	1.5	1.7	3.7	10	21	20	42	3/8	13
A	KA11120B5F	615 170 055 0	12000	127x6.4x22.2	5x1/4x7/8	5/8"-11f.	1100	1.5	1.7	3.7	10	21	20	42	3/8	13
B	KL1120A5	615 170 013 0	12000	127x6.4x22.2	5x1/4x7/8	M14x2	750	1.02	2.3	5.0	16	34	16	34	3/8	10
B	KL1120B5	615 170 181 0	12000	127x6.4x22.2	5x1/4x7/8	5/8"-11f.	750	1.02	2.3	5.0	16	34	16	34	3/8	10

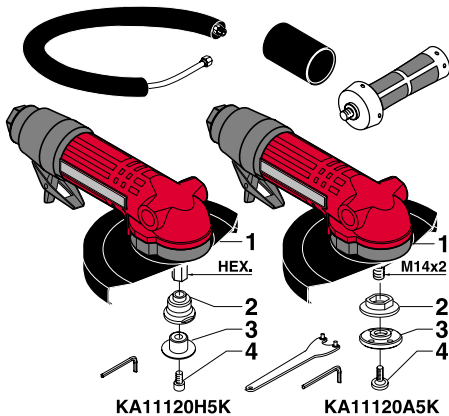
Accessories



KA11120H5K / KA11120A5K - ø 127 mm (5")

ACCESSORIES INCLUDED

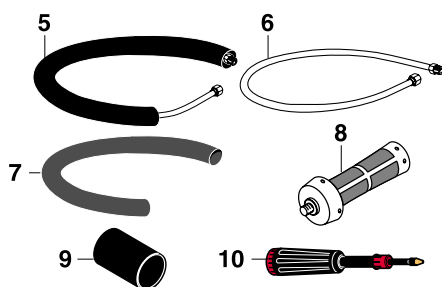
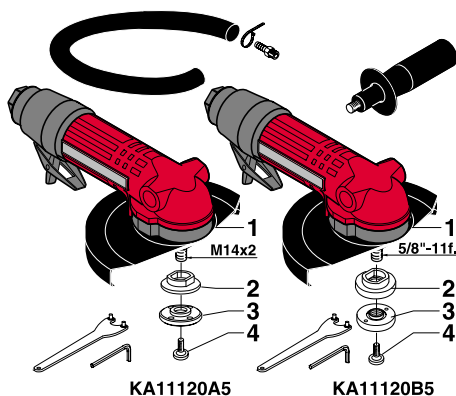
ITEM	KA11120H5K	KA11120A5K
	Hex.	M14x2
• Complete silencer kit	615 396 166 0	615 396 166 0
• Vibration-damping side handle	615 576 066 0	615 576 066 0
• Thermal insulating sleeve	615 570 412 0	615 570 412 0
• Case	-	-
1 Multi-position guard	615 504 163 0	615 504 163 0
2 Rear flange	615 503 124 0	615 503 134 0
3 Front flange	615 502 062 0	615 502 066 0
4 Safety screw	615 616 101 0	615 614 076 0
• Pin wrench, 35 mm (1-3/8")	-	615 802 010 0
• Hex. key 6 mm	615 802 056 0	-
• Hex. key 6.35 mm (1/4")	-	615 802 057 0



KA11120A5 / KA11120B5 - ø 127 mm (5")

ACCESSORIES INCLUDED

ITEM	KA11120A5	KA11120B5
	M14x2	5/8"-11f.
• Exhaust hose L = 1.5 m (60")	615 875 113 0	615 875 113 0
• Clamp	615 873 415 0	615 873 415 0
• 3/8" air hose nipple for 13 mm ID hose	615 704 027 0	615 704 027 0
• Side handle	615 576 038 0	615 576 038 0
1 Multi-position guard	615 504 163 0	615 504 163 0
2 Rear flange	615 503 134 0	615 503 141 0
3 Front flange	615 502 066 0	615 502 067 0
4 Safety screw	615 614 076 0	615 614 076 0
• Pin wrench, 35 mm (1-3/8")	615 802 010 0	615 802 010 0
• Hex. key 6.35 mm (1/4")	615 802 057 0	615 802 057 0



OPTIONAL ACCESSORIES

ITEM	PART NO.
5 Complete silencer kit	615 396 166 0
6 Inlet hose assembly L = 1.7 m (67") 3/8" M - 3/8" F - ø 13 mm	615 804 064 0
7 Reinforced cloth-lined exhaust hose L = 0.75 m (30")	615 875 116 0
8 Vibration-damping side handle	615 576 066 0
9 Thermal insulating sleeve	615 570 412 0
10 Grease gun (capacity 24 g.)	615 990 149 0
• Lubricant for bevel gear (1 kg)	615 990 148 0



Grinders for depressed centre wheels, cut-off wheels and flap wheels Ø 127 mm (5")

1100 Watts (1.5 hp) - 12 000 rpm

Quick wheel change - Multi-position guard



A




B

Adjustable lever

Multi-position guard without tool, to be adjusted manually, by simple pressure.



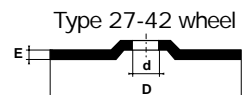
Lock button and hexagonal spindle, to change the wheel with a single hex key.



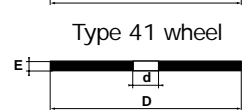
HEX.



Lock button




Type 27-42 wheel



Type 41 wheel

Flap wheels
with depressed centre wheels



FLAT



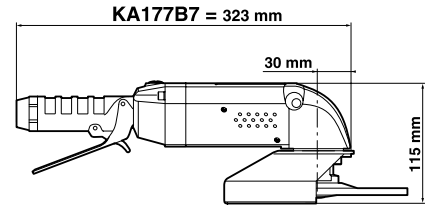
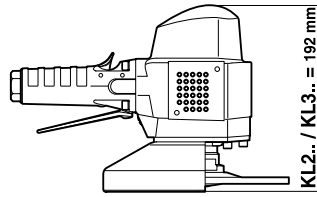
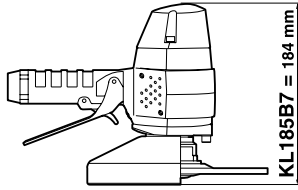
CURVED

Caution: comply with the speeds recommended by component and abrasive manufacturers

PICTURE REF	MODEL	PART NUMBER	FREE SPEED	WHEEL MAX CAPACITY		THREADED SPINDLE	POWER		WEIGHT		AIR CONSUMPTION				AIR INLET THREAD	HOSE INT. Ø
				D	xExd		W	hp	kg	lb.	AT FREE SPEED	AT MAX OUTPUT	inch	mm		
A	KA11120H5K	615 170 028 0	12000	127x6.4x22.2	5x1/4x7/8	HEX	1100	1.5	1.7	3.7	10	21	20	42	3/8	13
A	KA11120A5K	615 170 054 0	12000	127x6.4x22.2	5x1/4x7/8	M14x2	1100	1.5	1.7	3.7	10	21	20	42	3/8	13
B	KA11120A5	615 170 053 0	12000	127x6.4x22.2	5x1/4x7/8	M14x2	1100	1.5	1.7	3.7	10	21	20	42	3/8	13
B	KA11120B5	615 170 056 0	12000	127x6.4x22.2	5x1/4x7/8	5/8"-11f.	1100	1.5	1.7	3.7	10	21	20	42	3/8	13



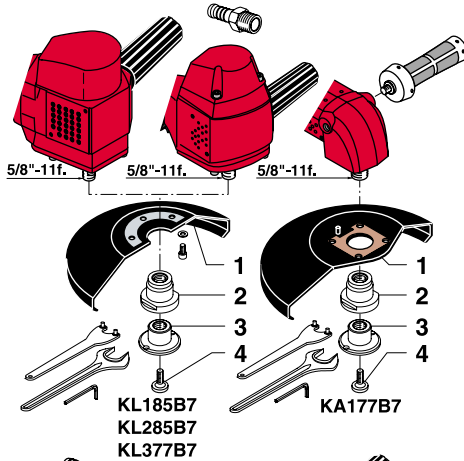
Accessories



KL185B7 / KL285B7 / KL377B7 / KA177B7

ACCESSORIES INCLUDED

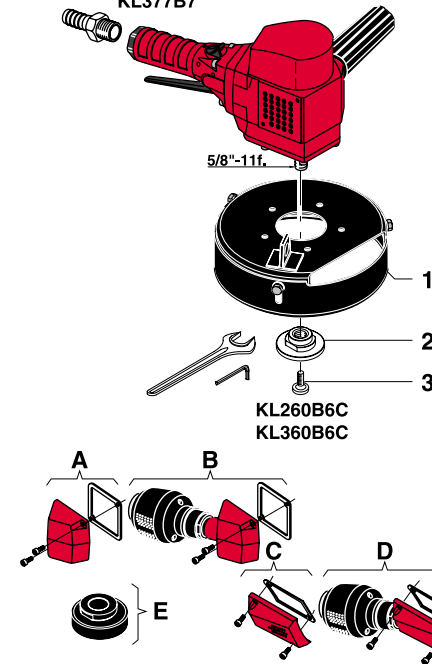
ITEM	KL185B7 ø 180 mm (7")	KL285B7 KL377B7 ø 180 mm (7")	KA177B7 ø 180 mm (7")
• Vibration-damping side handle	-	-	615 576 066 0
• 1/2" air hose nipple for 15 mm ID hose	-	615 704 014 0	615 704 014 0
• 1/2" air hose nipple for 13 mm ID hose	615 704 016 0	-	-
1 Wheel guard	615 504 095 0	615 504 128 0	615 504 133 0
2 Rear flange	615 503 103 0	615 503 103 0	615 503 103 0
3 Nut	615 542 104 0	615 542 104 0	615 542 104 0
4 Safety screw	615 614 034 0	615 614 034 0	615 614 034 0
• Pin wrench, 35 mm (1-3/8")	615 802 010 0	615 802 010 0	615 802 010 0
• Flat wrench, 27 mm (1-1/16")	615 801 077 0	615 801 077 0	615 801 077 0
• Hex. key 6 mm	615 802 056 0	615 802 056 0	615 802 056 0



KL260B6C / KL360B6C - ø 150 mm (6")

ACCESSORIES INCLUDED

ITEM	PART NO.
• 1/2" air hose nipple for 15 mm ID hose	615 704 014 0
1 Wheel guard	615 399 010 0
2 Rear flange	615 503 116 0
3 Safety screw	615 614 034 0
• Flat wrench, 27 mm (1-1/16")	615 801 077 0
• Hex. key 6 mm	615 802 056 0




OPTIONAL ACCESSORIES

ITEM	KL2../ KL3..	KL185B7	KA177B7
A Silencer kit	615 399 227 0	615 396 117 0	-
B Silencer kit	615 399 460 0	615 399 462 0	-
C Silencer kit	-	-	615 399 298 0
D Silencer kit	-	-	615 399 459 0
E Vibration reducer (except KL260/360B6C)	615 503 146 0	615 503 146 0	615 503 146 0

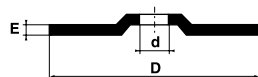


Grinders for depressed centre wheels, cup wheels and flap wheels Ø 150 mm (6") - Ø 180 mm (7")

1 200 to 2 800 Watts (1.61 to 3.75 hp) - 6 000 to 8 500 rpm



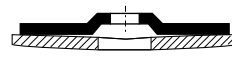
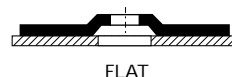
Type 27-42 wheel



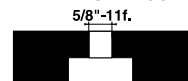
Type 41 wheel



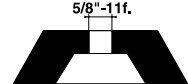
Depressed centre flap wheels



TYPE 6 wheel



TYPE 11 wheel

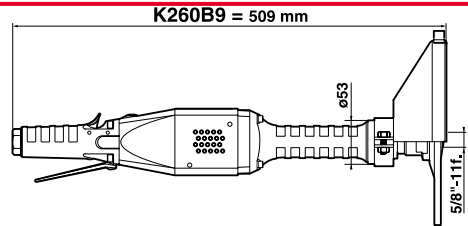
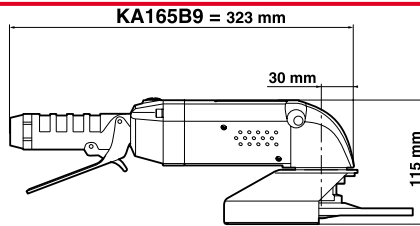
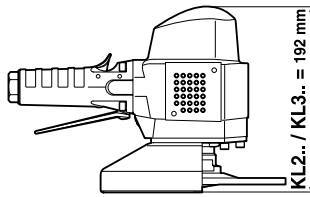


Caution: comply with the speeds recommended by component and abrasive manufacturers

PICTURE REF	MODEL	PART NUMBER	FREE SPEED	WHEEL MAX CAPACITY		THREADED SPINDLE	POWER		WEIGHT		AIR CONSUMPTION				AIR INLET THREAD	HOSE INT. Ø
				mm	inch		W	hp	kg	lb.	l/s	cfm	l/s	cfm		
VERTICAL GRINDERS																
A	KL185B7	615 170 012 0	8500	180x9.5x22.2	7x3/8x7/8	5/8-11f.	1200	1.61	28	6.1	16	34	27	57	1/2	13
B	KL285B7	615 170 017 0	8500	180x9.5x22.2	7x3/8x7/8	5/8-11f.	2500	3.35	4.0	8.8	15	31	44	93	1/2	15
B	KL377B7	615 170 202 0	7700	180x9.5x22.2	7x3/8x7/8	5/8-11f.	2800	3.75	4.2	9.2	19	40	46	97	1/2	15
ANGLE GRINDER																
C	KA177B7	615 170 021 0	7700	180x9.5x22.2	7x3/8x7/8	5/8-11f.	1200	1.61	2.9	6.3	14	30	27	57	1/2	15
VERTICAL GRINDERS for cup wheels																
D	KL260B6C	615 170 015 0	6000	150	6	5/8-11f.	2200	3.00	4.2	9.2	9	19	39	82	1/2	15
D	KL360B6C	615 170 018 0	6000	150	6	5/8-11f.	2700	3.62	4.4	9.7	12	25	43	91	1/2	15



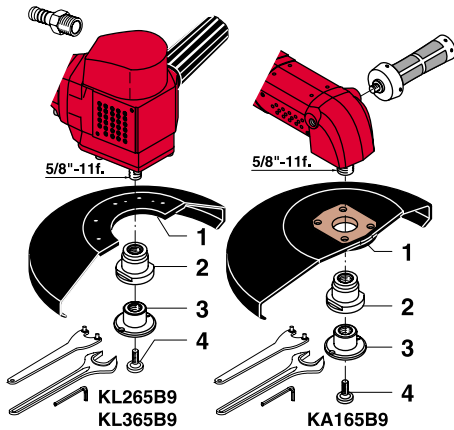
Accessories



KL265B9 / KL365B9 / KA165B9 - ø 230 mm (9")

ACCESSORIES INCLUDED

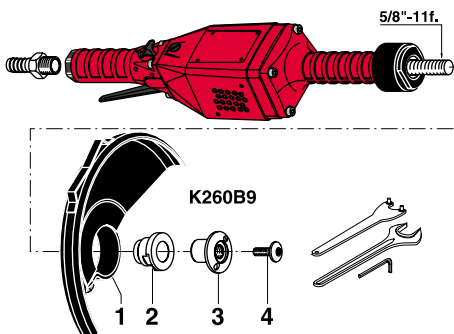
ITEM	KL265B9 KL365B9	KA165B9
• Vibration-damping side handle	-	615 576 066 0
• 1/2" air hose nipple for 15 mm ID hose	615 704 014 0	615 704 014 0
1 Wheel guard	615 504 127 0	615 504 136 0
2 Rear flange	615 503 103 0	615 503 103 0
3 Nut	615 542 104 0	615 542 104 0
4 Safety screw	615 614 034 0	615 614 034 0
• Pin wrench, 35 mm (1-3/8")	615 802 010 0	615 802 010 0
• Flat wrench, 27 mm (1-1/16")	615 801 077 0	615 801 077 0
• Hex. key 6 mm	615 802 056 0	615 802 056 0



K260B9 - ø 230 mm (9")

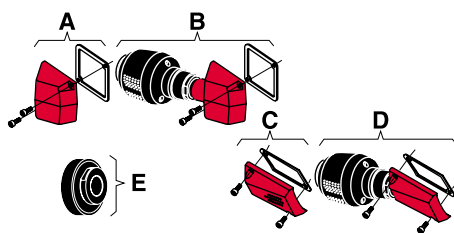
ACCESSORIES INCLUDED

ITEM	PART NO.
• 1/2" air hose nipple for 15 mm ID hose	615 704 014 0
1 Wheel guard	615 504 161 0
2 Rear flange	615 503 103 0
3 Nut	615 542 104 0
4 Safety screw	615 614 034 0
• Pin wrench, 35 mm (1-3/8")	615 802 010 0
• Flat wrench, 27 mm (1-1/16")	615 801 077 0
• Hex. key 6 mm	615 802 056 0



OPTIONAL ACCESSORIES

ITEM	KL265B9 KL365B9	K260B9	KA165B9
A Silencer kit	615 399 227 0	-	-
B Silencer kit	615 399 460 0	-	-
C Silencer kit	-	615 399 298 0	-
D Silencer kit	-	615 399 459 0	-
E Vibration reducer	615 503 146 0	615 503 146 0	-



Grinders for depressed centre wheels \varnothing 230 mm (9")


1 200 to 2 700 Watts (1.61 to 3.62 hp) - 6 000 - 6 500 rpm



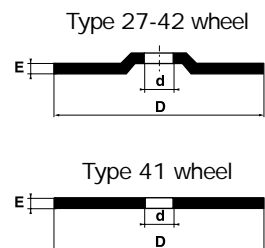
A



B



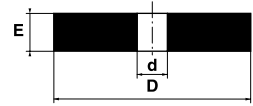
C



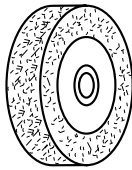
Caution: comply with the speeds recommended by component and abrasive manufacturers

PICTURE REF	MODEL	PART NUMBER	FREE SPEED rpm	WHEEL MAX CAPACITY DxExd		THREADED SPINDLE inch	POWER		WEIGHT		AIR CONSUMPTION				AIR INLET THREAD inch	HOSE INT. Ø mm
				mm	inch		W	hp	kg	lb.	l/s	cfm	l/s	cfm		
VERTICAL GRINDERS																
A	KL265B9	615 170 016 0	6 500	230x6.4x22.2	9x1/4x7/8	5/8-11f.	2 200	3 00	4.2	9.2	10	21	40	84	1/2	15
A	KL365B9	615 170 019 0	6 500	230x6.4x22.2	9x1/4x7/8	5/8-11f.	2 700	3.62	4.4	9.7	13	27	44	93	1/2	15
ANGLE GRINDER																
B	KA165B9	615 170 020 0	6 500	230x6.4x22.2	9x1/4x7/8	5/8-11f.	1 200	1.61	3.0	6.6	11	23	25	53	1/2	15
STRAIGHT GRINDER																
C	K260B9	615 170 007 0	6 000	230x6.4x22.2	9x1/4x7/8	5/8-11f.	2 000	2.70	5.0	11.0	10	21	38	80	1/2	15

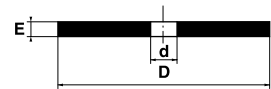
Abrasive accessories



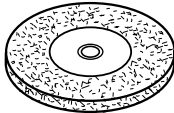
FLAT WHEELS, TYPE 01



SPEED MAX rpm	D mm	E mm	d mm	PART NO.
15 000	63	12.7	9.5	615 840 060 0
12 000	80	20	12.7	615 840 081 0
9 500	100	25	15.8	615 840 100 0
6 400	150	25	15.8	615 840 150 0



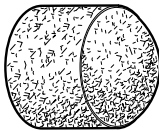
FLAT WHEELS, TYPE 41 (1R)



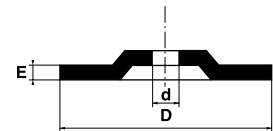
SPEED MAX rpm	D mm	E mm	d mm	PART NO.
20 000	76	1.8	9.5	615 842 081 0
20 000	76	6.4	9.5	615 842 085 0
10 000	150	25.0	25.0	615 842 150 0



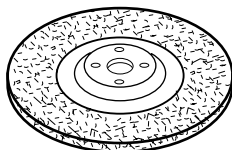
CONE WHEELS, TYPE 18 R



SPEED MAX rpm	D mm	d inch	PART NO.
15 000	63	5/8-11f.	615 840 063 0
12 000	76	5/8-11f.	615 840 083 0



DEPRESSED CENTRE WHEELS, TYPE 27 and 42*



SPEED MAX rpm	D mm	E mm	d mm	PART NO.
20 000	76	25	100	615 841 006 0*
20 000	76	7.0	100	615 841 003 0
15 000	100	3.2	15.8	615 841 103 0
15 000	100	6.4	15.8	615 841 106 0
12 000	127	1.8	22.2	915 842 127 0
12 000	127	3.2	22.2	615 841 123 0
12 000	127	4.8	22.2	615 841 125 0
12 000	127	6.4	22.2	615 841 126 0

