



## Drills accessories

### Chucks and Keys

TO SUIT OUTPUT SPINDLE	CAPACITY (MAX)		CHUCK & KEY		USED ON
	ins		part no.	part no.	
5/16 UNF	5/32		103082	29932	C220
3/8 UNF	1/4		28942	29182	C22
JTI (tapered shaft)	1/4		29492	29182	D22
3/8 UNF	5/16		*410203	410213	D23
JTI (tapered shaft)	3/8		29042	29232	F251
1/2 UNF	1/2		29142	29242	H26 (>2000rpm)
5/8 UNF	1/2		29122	29242	H26 (<800rpm)
(*=410203 not supplied with key)					
<b>General Purpose Keyless chuck</b>					
3/8 UNF	3/8		94952	-	1274
<b>Precision Keyless chucks</b>					
3/8-24 UNF (1.34" dia)	1/4		98722	-	D23
3/8-24 UNF (1.42" dia)	3/8		98772	-	D23
1/2-20 UNF (1.42" dia)	3/8		98742	-	H26-P-2800 & 2000
Jacobs Taper 1 (1.42" dia)	3/8		98782	-	F251



### Collets

D32, D33, D370									
ins	part no.	ins	part no.	ins	part no.	ins	part no.	ins	part no.
0.031	2152	0.075	2262	0.118	2372	0.157	2472	1/16"	91442
0.035	2162	0.079	2272	0.122	2382	0.161	2482	3/32"	91452
0.039	2172	0.083	2282	0.126	2392	0.165	2492	1/8"	91462
0.043	2182	0.087	2292	0.130	2402	0.169	2502	5/32"	91472
0.047	2192	0.091	2302	0.134	2412	0.173	2512	3/16"	91482
0.051	2202	0.094	2312	0.138	2422	0.177	2522		
0.055	2212	0.098	2322	0.142	2432	0.181	2532		
0.059	2222	0.102	2332	0.146	2442	0.185	2542		
0.063	2232	0.106	2342	0.150	2452	0.189	2552		
0.067	2242	0.110	2352	0.154	2462	0.193	2562		
0.070	2252	0.114	2362			0.197	2572		



D314, D315, D374					
ins	part no.	ins	part no.	ins	part no.
0.063	18922	0.134	19022	0.205	19122
0.070	18932	0.142	19032	0.213	19132
0.079	18942	0.150	19042	0.220	19142
0.087	18952	0.157	19052	0.228	19152
0.094	18962	0.165	19062	0.236	19162
0.102	18972	0.173	19072	0.244	19172
0.110	18982	0.181	19082	0.252	19182
0.118	18992	0.189	19092		
0.126	19002	0.197	19102		



D3141					
ins	part no.	ins	part no.	ins	part no.
0.094	2592	0.173	2692	0.252	2792
0.102	2602	0.181	2702	0.260	2802
0.110	2612	0.189	2712	0.268	2812
0.118	2622	0.197	2722	0.276	2822
0.126	2632	0.205	2732	0.283	2832
0.134	2642	0.213	2742	0.291	2842
0.142	2652	0.220	2752	0.299	2852
0.150	2662	0.228	2762	0.307	2862
0.157	2672	0.236	2772	0.315	2872
0.165	2682	0.244	2782		




<http://www.DesoutterTools.com>

**Lou Zampini & Associates**  
 37 Conifer Drive  
 North Providence, RI 02904-3020  
 1 800 353 4676  
 FAX 1 401 353 0113

Specify collet size when ordering drill

**Start Lever (for straight case & angle drills)**  
 Compact lever – Part No. 410303<sup>1)</sup>  
 Standard lever – Part No. 305983<sup>1)</sup>  
 Lock off lever – Part No. 323893



<sup>1)</sup> Compact lever fitted as standard to C22-L, C32 & D32. Standard lever also supplied with these tools.